

# NEW LEADER



## NL4500G4 Edge

### Variable Dry Rate Nutrient Applicator

#### Precision Application

- Boundary spreading
- Precise independent spinner control and monitoring
- Automatic feedgate and fan frame control

#### Ease of Use

- Intuitive New Leader user interface
- System sensors to monitor spreader performance
- Feedgate optimizer to calculate height
- Standard High Output Kit for high-rate fertilizer applications (remove for lime)

#### Ease of Maintenance

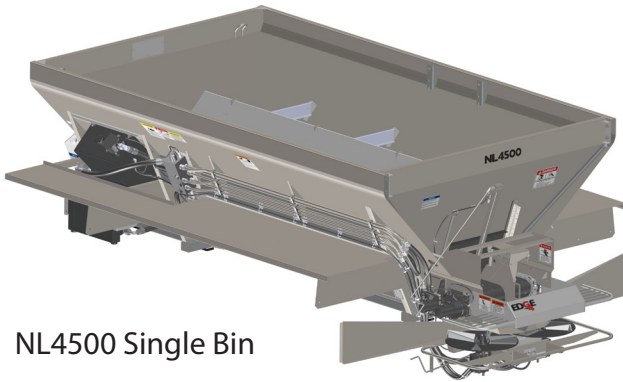
- Centralized grease banks
- Automatic hydraulic chain tensioning system
- Automatic chain oiling routine and alarms
- 304 stainless steel feedgate, spinner jacks, and handles

#### Multi-Product Capabilities

- MultApplier
  - Two product, variable rate spreading
  - Stainless steel connections for easy removal
  - Enhanced feedgate design for higher outputs
- MultiBin
  - Four product, variable rate spreading
  - Stainless steel connections for easy removal
- Optional MicroBin Top Cover

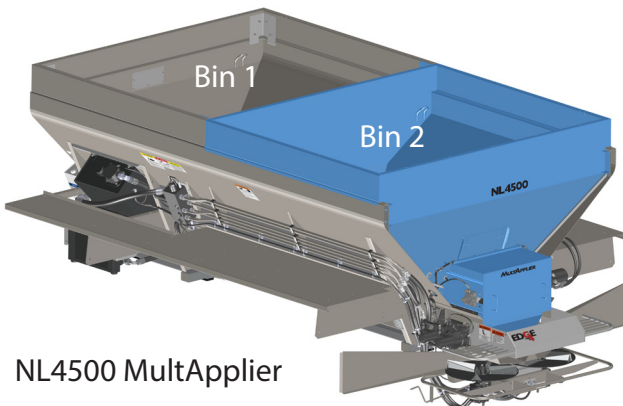


# NL4500G4 Edge Specifications



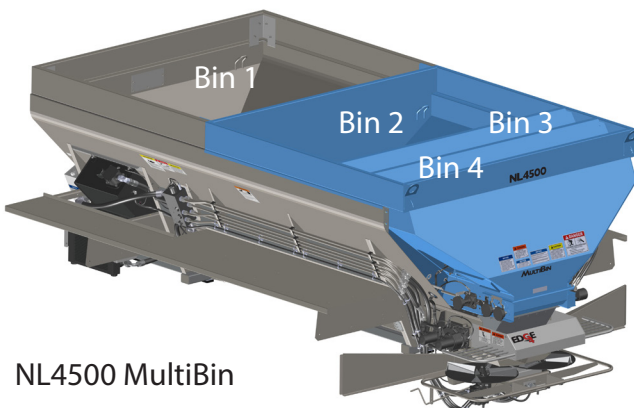
NL4500 Single Bin

NL4500G4 Edge	
Length	in (cm)
14' (4.27m)	196 (498)
15' (4.57m)	208 (528)
Struck Capacity	Cu Ft (Cu M)
14' (4.27m)	298 (8.44)
15' (4.57m)	321 (9.09)
Estimated Weight	lbs (kg)
14' (4.27m)	4800 (2177)
15' (4.57m)	5000 (2268)



NL4500 MultiApplier

MultiApplier	5ft MultiApplier	7ft MultiApplier
14' Est. Ship Weight	5600 (2540 kg)	5800 (2631 kg)
15' Est. Ship Weight	5800 (2631 kg)	6000 (2722 kg)
	Capacities with 5 ft. MultiApplier Cu ft (Cu M)	Capacities with 7 ft. MultiApplier Cu ft (Cu M)
14' Bin 1 Struck Capacity	253 (7.16)	195 (5.52)
14' Bin 2 Struck Capacity	115 (3.25)	161 (4.65)
<b>14' Total Struck Capacity</b>	<b>368 (10.41)</b>	<b>356 (10.07)</b>
15' Bin 1 Struck Capacity	282 (7.98)	224 (6.34)
15' Bin 2 Struck Capacity	115 (3.25)	161 (4.65)
<b>15' Total Struck Capacity</b>	<b>397 (11.23)</b>	<b>385 (10.99)</b>



NL4500 MultiBin

14' MultiBin	
Struck Capacity	Cu Ft (Cu M)
Bin 1	195 (5.52)
Bin 2	143 (4.05)
Single Micro - Bin 3	44 (1.24)
Dual Micro - Bin 3	23 (.65)
Dual Micro - Bin 4	21 (.59)
<b>Total Capacity</b>	<b>382 (10.81)</b>
Est. Ship Weight	6200 (2903 kg)

MultiBin - Sideboard included	
14' Unit - Bin 1 Length w/ MultiBin (B)	71 in (180cm)
<b>Est. Ship Weight</b>	<b>1700 (771)</b>



Products and specifications subject to change without notice. Photos and illustrations may or may not include optional equipment. John Deere and the John Deere green and yellow trade dress are the trademarks of Deere & Company. New Leader® is a registered trademark of Highway Equipment Company, Inc., d/b/a New Leader Manufacturing. © 2019 Highway Equipment Company, Inc., d/b/a New Leader Manufacturing. AGCO-NL4500-2019-01