



NL600 WALK-AROUND GUIDE



WWW.NEWLEADER.COM

BUILDING THE BEST SINCE 1939.

NEW LEADER MANUFACTURING IS FAMILY OWNED AND OPERATED. OUR BUSINESS IS BUILT ON HONESTY AND INTEGRITY.

We have a passion for what we do, and we believe that we can make a better tomorrow by building the best today.



The leading brand of dry spinner spreader crop nutrient applicators, New Leader equipment is used to spread fertilizer, lime, compost, and litter. We partner with leading manufacturers such as AGCO, CNH, John Deere, RBR, and more.

TABLE OF CONTENTS

OVERVIEW	4
SPECIFICATIONS	5
NEW LEADER USER INTERFACE.....	10
OPTIONS.....	12
SCALES.....	13
NEW LEADER INTERFACE.....	13
SPREAD PATTERN	14
NEW LEADER APP.....	15



www.NewLeader.com

AS VERSATILE AS YOU ARE

OUR **PRECISION TECHNOLOGY**
IS NO MATCH FOR LEADING
COMPETITORS.



When you're expected to do it all, use a spreader that's as versatile as you are. The NL600 is a multi-purpose, multi-season spreader that has the ability to spread a variety of materials at higher rates and faster speeds, maximizing time in the field and the equipment investment.

With tighter application windows every year, the NL600's high throughput and hydraulic flow capabilities let operators apply nutrients faster, wider, and at higher rates, all while maintaining a consistent spread pattern. By increasing the

number of spreadable acres per day, growers and custom applicators can save time, achieve a better cost per acre, and get their nutrients down in these diminishing application windows.

With 608 cubic feet capacity, the NL600 can manage larger payloads which reduce the number of refills needed. Now that's efficient.


LET'S TALK **SPECS**

Length	Imperial	Metric
Unit	21.0 FT	6.4 M
Overall Length	24.3 FT	7.4 M
Body Length	20.0 FT	6.1 M
Capacity	Imperial	Metric
Struck Capacity	608 CU FT	17.2 CU M
Trailer Capacity	55,000 LBS	24,948 KG
Estimated Weight	Imperial	Metric
With Trailer	20,000 LBS	9,072 KG
Without Trailer	8,400 LBS	3,810 KG
Estimated Height	Imperial	Metric
With POINT Scale System	10.8 FT	3.3 MM
Without POINT Scale System	10.3 FT	3.1 MM



With variable rate technology you can apply at different rates at each location across the field for the highest level of precision.

The NL600 has 3x the throughput as leading competitive spreaders, aggressive 50° side slopes, and a 34" bar chain conveyor to aid with product flow at any rate. Time is money.



Equipped with the G4 Spinner Technology that has been field tested and proven for years, you can expect a reliable, consistent spread pattern.

Made with a 304 stainless steel bottom panel, polyurethane floor liner, 304 stainless steel spinner fins, and 304 stainless steel chain shields to resist corrosion and extend the machine's life.



FRONT VIEW





LEFT-HAND SIDE VIEW



REAR VIEW

RIGHT-HAND SIDE VIEW



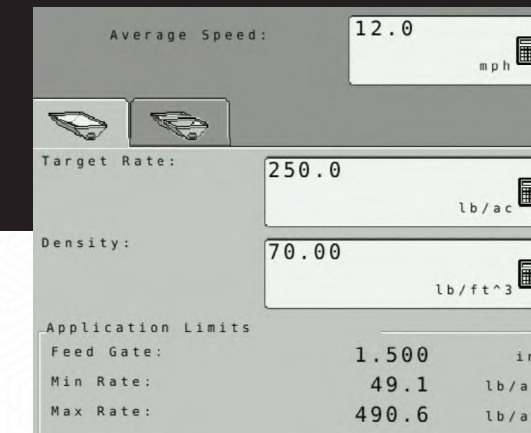
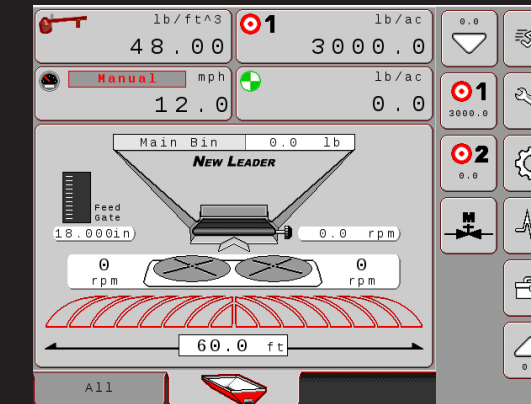
**THE EASIEST
SPREADER
INTERFACE ON
THE MARKET**

THE NEW LEADER USER INTERFACE IS ALL ABOUT **SIMPLICITY**

The NL600 runs completely off New Leader software that is truly plug-and-play with an ISOBUS-ready display.

The New Leader User Interface allows us to add improvements and updates that are fully-tested, and provide the best solution to meet our customers' needs while also providing complete support.

Automated service notifications, system monitoring, diagnostic feedback, and other features provide you with critical information you need to make adjustments so you don't experience downtime.



The easy-to-use interface is **simple, yet powerful**. The New Leader technology allows the operator to quickly and make adjustments on the go for precise and convenient application.

The **Feed Gate Optimizer** tool allows you to enter your average speed, target rate, and product density to get a recommended feedgate height.

Equipped with hardware to meet ISOBUS requirements, use any **ISOBUS-ready** display in the cab of your machine for complete machine control and monitoring in one simple, easy-to-use package from the factory.

YOU'VE GOT OPTIONS

Every operation is different. That's why we believe in providing options that best fit your needs so you can get the most out of your equipment.



POINT SCALE SYSTEM

The POINT Scale System by Scale-Tec features a simple display and a powerhouse of connectivity. It is ISOBUS compatible, Bluetooth enabled and fully supported – providing the versatility you need and the reliability you can count on.



Tractor Hydraulics

When using tractor hydraulics, the conveyor circuit requires 27 GPM flow and the spinner circuit requires 40 GPM flow. A case drain line is required and Pioneer ends are pre-installed. Your needs so you can get the most out of your equipment.

Conveyor Chains

- ✔ #1 Coveyor Chain
 - ✔ #2 Conveyor Chain (standard)
 - ✔ #3 Conveyor Chain
- All coveyor chains are 34" wide to accomodate higher rates.

PTO Hydraulics

A 27 GPM flow is required for the conveyor circuit. The heavy-duty PTO shaft is attached to a 40 GPM pump for the spinner disc circuit. A 24-gallon hydraulic reservoir and cooler with electric cooling fan is included.

Hydraulic Disc Brakes

4-wheel hydraulic disc brakes are available.

Fenders

409 stainless steel fenders are available on all units.

Hydraulic Feedgate

For compost and litter, the hydraulic feed gate allows for a larger feed gate opening up to 17".

Manual Feedgate

For fertilizer, the manual feedgate has an opening up to 12".

Anti Slab Kit

Heavy duty chains positioned above the conveyor provide additional assistance in ensuring uniform spread patterns.

Custom Paint Colors

Choose your paint color, including all major OEM brands.

Self Sufficient. No additional hardware is needed as a remote display. View and adjust the scales in real time with your tablet or smartphone.

Durable. Exceeds EP455 quality standards and engineered to withstand chemical breakdown, high pressure wash-down, and extreme temperatures.

Plays Well With Others. Compatible with ISOBUS displays and all major OEM tractors.

Ultra Bright. With an oversized screen and intuitive design, POINT is easy to read, even in direct sunlight.

Easy to Use. Refine calibration, adjust the scale sensitivity, change the screen contrast and more – all from the mobile app.

Long Distance Communicator. Using Bluetooth, remotely view and zero the scale at distances up to 1,000 feet or more.

IT'S ALL ABOUT THE SPREAD PATTERN

Spread patterns are affected by a number of factors such as type of material being spread, spinner speed, condition of the spinner fins, driving centers, wind and humidity, and rate of material delivery. This makes it critical to perform a spread pattern test in order to make any necessary adjustments.

Spread pattern testing should be done prior to each spreading season, after any spreader maintenance,

and periodically during the spreading season. Be sure you perform a spread pattern test for each product and application rate.

Our Spread Pattern Test Kit includes the collection trays, test tubes, funnel, rope with pre-determined distance markers, and a New Leader storage box.

WORK SMARTER NOT HARDER

The New Leader mobile app was designed for you, the operator. You put in endless hours and effort, it's time you let the technology do the work for you.

While you're in the field, make adjustments, calculations, access service videos, and more.

Available for iOS and Android devices.





NEW LEADER

Manufactured by

NEW LEADER MANUFACTURING

1330 76th Avenue SW | Cedar Rapids, Iowa 52404

information@newleader.com

www.newleader.com

Ph. 800.363.8281

Building the Best Since 1939

