

NL4500G4 Edge



1330 76th Ave SW
Cedar Rapids, Iowa

319.363.8281

NewLeader.com



NL4500 G4 Edge

The G4 Edge variable rate dry nutrient applicator utilizes patented G4 spinner technology, proven to spread materials faster, wider and more consistently.

The advanced Edge features include precise boundary spreading, automatic chain tensioning, New Leader user interface and much more.

WHAT IT DOES

Precision Application

- Boundary spreading
- Precise independent spinner control and monitoring
- Automatic feedgate and fan frame control

Ease of Use

- Intuitive New Leader user interface
- System sensors to monitor spreader performance
- Feedgate optimizer to calculate height
- Standard High Output kit for high-rate fertilizer applications (lime excluded)

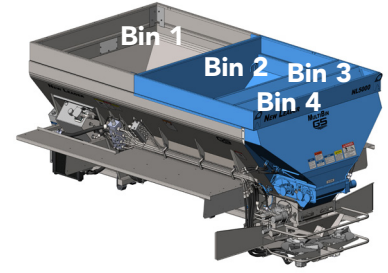
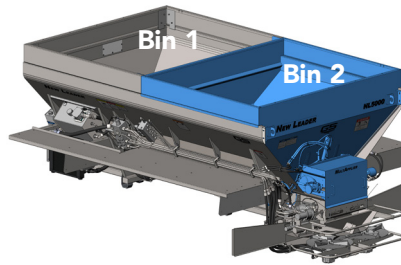

Ease of Maintenance

- Centralized grease banks
- Automatic hydraulic chain tensioning system
- Automatic chain oiling function and alarms
- 304 stainless steel feedgate, spinner jacks and handles

Multi-Product Capabilities

- MultiApplier: Two product variable rate spreading
- MultiBin: Four product, variable rate spreading

TECHNICAL DATA SHEET



NL4500G4 Edge	
Length	In (Cm)
14' (4.27m)	196 (498)
15' (4.57m)	208 (528)
Struck Capacity	Cu Ft (Cu M)
14' (4.27m)	298 (8.44)
15' (4.57m)	321 (9.09)
Approx. Weight	Lbs (Kg)
14' (4.27m)	4,800 (2177)
15' (4.57m)	5,000 (2268)

MultApplier	5 ft MultApplier	7 ft MultApplier
14' Est. Ship Weight	5600 (2540 kg)	5800 (2631 kg)
15' Est Ship Weight	5600 (2540 kg)	6000 (2722 kg)
	Capacities with 5 ft MultApplier Cu Ft (Cu M)	Capacities with 7 ft MultApplier Cu Ft (Cu M)
14' Bin 1 Struck Capacity	253 (7.16)	195 (5.52)
14' Bin 2 Struck Capacity	115 (3.25)	161 (4.65)
14' Total Struck Capacity	368 (10.41)	356 (10.07)
15' Bin 1 Struck Capacity	282 (7.98)	224 (6.34)
15' Bin 2 Struck Capacity	115 (3.25)	161 (4.65)
15' Total Struck Capacity	397 (11.23)	385 (10.99)

MultiBin - Sideboard Included	
14' Unit - Bin 1 Length w/ MultiBin B	71 in (180cm)
Est. Ship Weight	1,700 (771)

14' MultiBin	
Struck Capacity	Cu Ft (Cu M)
Bin 1	195 (5.52)
Bin 2	143 (4.05)
Single Micro - Bin 3	44 (1.24)
Dual Micro - Bin 3	23 (.65)
Dual Micro - Bin 4	21 (.59)
Total Capacity	382 (10.81)
Est. Ship Weight	6800 lbs (3084 kg)



New Leader Manufacturing
 Equipmentsales@newleader.com
 800-363-8281