

NL5000 G5



1330 76th Ave SW
Cedar Rapids, Iowa

319.363.8281

NewLeader.com

NL5000 G5

The NL5000 G5 sets itself apart by allowing operators to apply fertilizer with pinpoint accuracy.

By using the G5 spinner technology and leveraging the conveyor speed adjustments, operators can reduce overlap, decrease nutrient waste, and ensure nutrients are placed only where they need them, not where they don't.

WHAT IT DOES

Precision Application

- 16-section swath width control
- 1/2 width spreading
- Last pass control
- Boundary spreading
- Independent spinner control and monitoring
- Automatic feedgate and spinner frame control

Ease of Use

- Intuitive New Leader user interface with up to 25 stored product profiles
- System sensors to monitor spreader performance
- Feedgate optimizer with automatic adjustment

Ease of Maintenance

- Centralized grease banks
- Automatic chain tensioner
- Automatic chain oiling function and alarms
- 304-stainless steel cross tubes, mounts and take-up brackets
- Diagnostic feedback




Multi-Product Capabilities

- MultiApplier: Two product variable rate spreading
- MultiBin: Four product variable rate spreading

TECHNICAL DATA SHEET

NL5000 G5	
Length	In (cm)
13' (3.96m)	188 (478)
14' (4.27m)	200 (508)
Struck Capacity	Cu Ft (Cu M)
13' (3.96m)	276 (7.82)
14' (4.27m)	298 (8.44)
Estimated Weight	Lbs (kg)
13' (3.96m)	4,900 (2,223)
14' (4.27m)	5,100 (2,313)

MultApplier	5ft MultApplier	7ft MultApplier
Est. Ship Weight	1,200 (544kg)	1,400 (635kg)
	Capacities with 5ft MultApplier Cu Ft (Cu M)	Capacities with 7ft MultApplier Cu Ft (Cu M)
Insert Capacity	115 (3.25)	161 (4.60)
13' (3.96m) Bin 1 Struck Capacity	224 (6.34)	166 (4.70)
13' (3.96m) Bin Total Struck Capacity	339 (9.59)	327 (9.26)
14' (4.27m) Bin 1 Struck Capacity	253 (7.16)	195 (5.52)
14' (4.27m) Bin Total Struck Capacity	368 (10.42)	356 (10.08)



MultiBin - Sideboard Include	
Struck Capacity	Cu Ft (Cu M)
13' with MultiBin - Bin 1	166 (4.70)
14' w/ MultiBin - Bin 1	195 (5.52)
MultiBin - Bin 2	139 (3.94)
MultiBin - Bin 3	23 (.65)
MultiBin - Bin 4	21 (.59)

MultiBin - Sideboard Included	
13' Unit - Bin 1 Length w/ MultiBin (B)	72 in (183cm)
14' Unit - Bin 1 Length w/ MultiBin (B)	84 in (213cm)
Estimated Ship Weight	1800 lbs (816kg)



New Leader Manufacturing
 Equipmentsales@newleader.com
 800-363-8281