



NEWLEADER.COM

     
Go ahead, follow us.

New Leader®  
Spinner Spreaders  
RBR





# ABOUT OUR EXCLUSIVE PARTNERSHIP WITH RBR

New Leader's partnership with RBR started in 2007. Our exclusive partnership gives us the ability to customize our spreaders to work seamlessly with designated RBR chassis models to maximize reliability and service life.



## WHO WE ARE

Building the best since 1939, New Leader Manufacturing is family owned and operated. Our business is built on honesty and integrity. We have a passion for what we do and firmly believe that we can make a better tomorrow by building the best today.

New Leader Manufacturing was founded with a singular focus: to build the best equipment possible. Whether that's spreading salt to deice a highway or nutrients to fertilize a crop, we've focused our business around making sure you have the tools to apply precisely what you need, when you need it.

### Leading Change

As leaders, we never stop moving forward. From designing and building equipment, to helping our customers, continuing to grow a positive and sustainable workplace, and giving back to our community, we believe in leading change.

In 2018 we opened our first international facility, New Leader Indústria e Comércio de Máquinas Agrícolas Ltda. In 2021, we grew into our new manufacturing facility and office location in Indaiatuba, São Paulo, Brazil.

### Spreading Good

Giving back has always been an important value of the company. Through our local communities and across the globe, New Leader is dedicated to improving the lives of others. With each NL5000 G5 spreader sold, we help provide clean water to rural African communities.

Supporting people, organizations, and causes that are working to spread good is what it means to be a leader.

We believe in simple things. Like safety, service, and quality. We believe in people. Our people got us here and our people will always be our top priority.



Owners Matt Rissi and Rocki Shepard





# NL720

## Vector 390 & 430

### HIGH PRODUCTIVITY

Spread farther than ever before while maintaining your speed. Increase your acres per day, per season, and per year by up to 33%

### EASE OF MAINTENANCE

There's no time for downtime. With 304 stainless steel construction and no grease points, you can maximize time spent in the field.

### EASE OF USE

Dual bins and stacked conveyors for more application than ever. Spread from 70' to 120' with no additional spread pattern testing or calibration.

Dimensions	14' Model	
	Imperial	Metric
Length	14 FT	4.27 M
Width	102 IN	259 CM
Height	68 IN	172 CM
Weight	6,800 LBS	3,084KG
Struck Capacity	363 CU FT	10.28 CU M



#### Productivity

- 120' spread pattern
- 33% more efficient high output design
- Uniformity of spread pattern
- 16-section pattern control
- Boundary and half-width spreading
- 25% increased throughput

#### Ease of Use

- Built-in spread pattern wizard for quick start-ups
- Ability to pattern test and set the machine using only 3 pans
- On-screen spread pattern changes from 120' to 90', 80' or 70'
- Conveyor calibration is not required
- Updated easy-to-use in-cab user interface

#### Ease of Maintenance

- Zero grease points
- Positive-drive belt design
- Tool-free components
- Easy-to-replace fin overlays
- 304 stainless steel bearings



# NL5000 G5

## Vector 390 & 430

### UNMATCHED G5 TECHNOLOGY

The NL5000 G5 is the ultimate broadcast spreader with pinpoint accuracy. Available in 13 FT, 14 FT, and 16 FT lengths. The G5 variable rate dry nutrient applicator, can help you meet the demands of these prescription nutrient programs. By using the G5 spinner technology and leveraging the conveyor speed adjustments, operators can reduce overlap, decrease nutrient waste, and ensure nutrients are placed only where they need them, not where they don't.

### SINGLE BIN

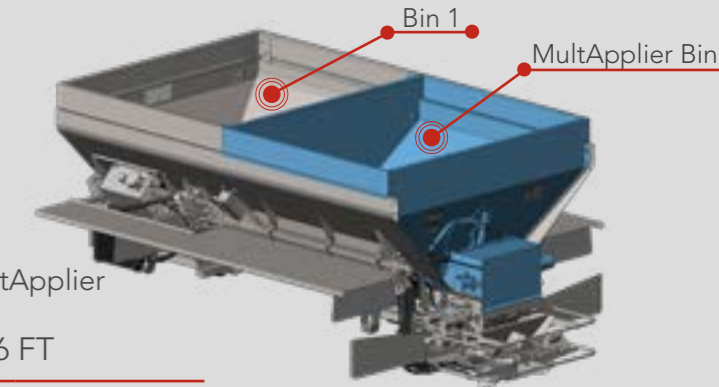
The single bin is available in 304 stainless steel or 409 painted stainless steel. A removable endgate, inverted V, and electric oiler are included.



Dimensions	13 FT		14 FT		16 FT	
	Imperial	Metric	Imperial	Metric	Imperial	Metric
Length	13.0 FT	3.96 M	14.0 FT	4.27 M	16.0 FT	4.88 M
Width	102 IN	259 CM	102 IN	259 CM	102 IN	259 CM
Height	59 IN	174.7 CM	59 IN	174.7 CM	59 IN	174.7 CM
Weight	4,900 LBS	2,223 KG	5,100 LBS	2,313 KG	5,700 LBS	2,585 KG
Single Bin Capacity	276 CU FT	7.82 CU M	298 CU FT	8.44 CU M	343 CU FT	9.71 CU M

### MULTAPPLIER™

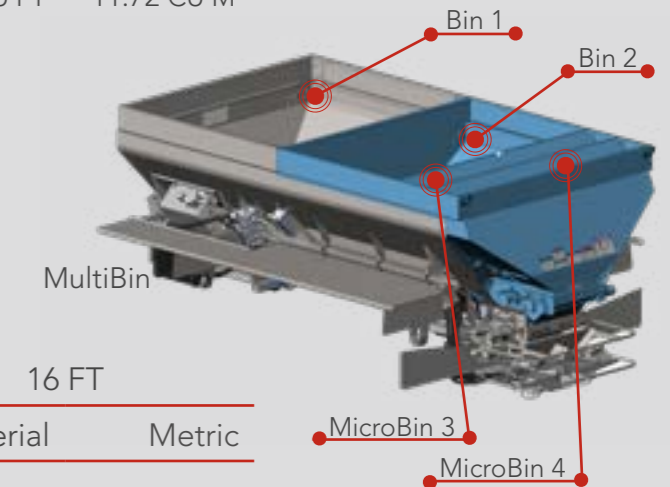
The Multiplier allows for two separate materials to be spread simultaneously and features a 24-inch wide #4 belt-over-chain conveyor with 409 stainless steel links. The direct-driven conveyor is also controlled independently enabling the delivery of material at variable rates through the adjustable gate at the rear of the hopper body. The hillside divider improves material placement on the spinner for a more effective spread pattern.



Multiplier Capacity	13 FT		14 FT		16 FT	
	Imperial	Metric	Imperial	Metric	Imperial	Metric
Bin 1	166 CU FT	4.70 CU M	195 CU FT	5.52 CU M	253 CU FT	7.16 CU M
Multiplier Bin	161 CU FT	4.60 CU M	161 CU FT	4.60 CU M	161 CU FT	4.60 CU M
Total Capacity	327 CU FT	9.26 CU M	356 CU FT	10.12 CU M	414 CU FT	11.72 CU M

### MULTIBIN™

Inserting the MultiBin will convert the spreader to 3 or 4 bins, which can be used independently or together for straight and variable rate applications. Sensors are located in all bins to warn when materials are low. The MultiBin also comes equipped with an upper and lower material divider which improves material placement on the spinner for a more effective spread pattern.



MultiBin Capacity	13 FT		14 FT		16 FT	
	Imperial	Metric	Imperial	Metric	Imperial	Metric
Bin 1	166 CU FT	4.70 CU M	195 CU FT	5.52 CU M	253 CU FT	7.16 CU M
Bin 2	139 CU FT	3.94 CU M	139 CU FT	3.94 CU M	139 CU FT	3.94 CU M
MicroBin 3	23 CU FT	0.65 CU M	23 CU FT	0.65 CU M	23 CU FT	0.65 CU M
MicroBin 4	21 CU FT	0.59 CU M	21 CU FT	0.59 CU M	21 CU FT	0.59 CU M
Total Capacity	349 CU FT	9.88 CU M	378 CU FT	10.70 CU M	436 CU FT	12.34 CU M



# NL4500G4 Edge

## Vector 390 & 430

### OPTIMUM SPREADER

As the exclusive partner of RBR spinner spreaders, the NL4500G4 Edge is installed on the Vector chassis.

The G4 Edge spinner assembly broadcasts crop nutrients faster, wider and more evenly than before with every pass. Single, MultiApplier, and MultiBin setups allow nutrients to be spread at predetermined rates or variable-rate applications to fit your operation's needs.

### SINGLE BIN

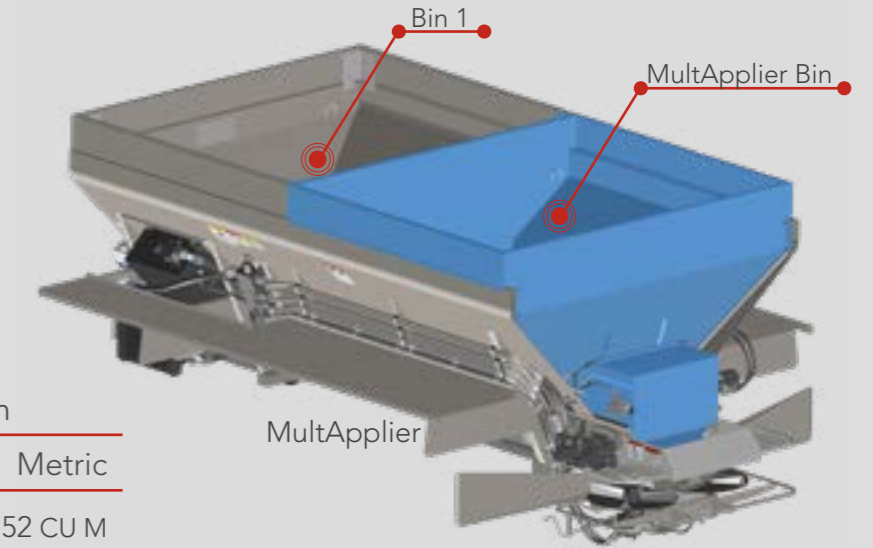
The single bin is available in 304 stainless steel or 409 painted stainless steel. A removable endgate, inverted V, and electric oiler are included.



Dimensions	13 FT		14 FT		16 FT	
	Imperial	Metric	Imperial	Metric	Imperial	Metric
Length	13.0 FT	3.96 M	14.0 FT	4.27 M	16.0 FT	4.88 M
Width	102 IN	259 CM	102 IN	259 CM	102 IN	259 CM
Height	59 IN	174.7 CM	59 IN	174.7 CM	59 IN	174.7 CM
Weight	4,600 LBS	2,087 KG	4,800 LBS	2,177 KG	5,300 LBS	2,404 KG
Single Bin Capacity	276 CU FT	7.82 CU M	298 CU FT	8.44 CU M	343 CU FT	9.71 CU M

### MULTIAPPLIER™

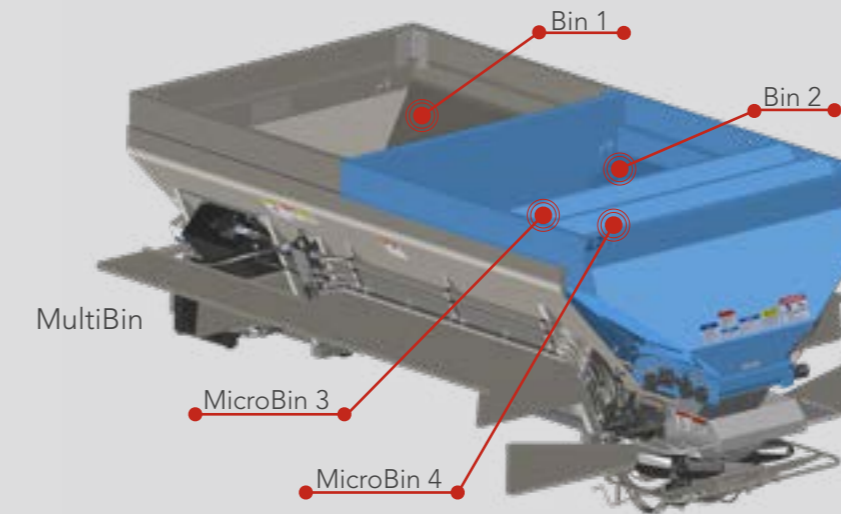
The MultiApplier allows for two separate materials to be spread simultaneously and features a 24-inch wide #4 belt-over-chain conveyor with 409 stainless steel links. The direct-driven conveyor is also controlled independently enabling the delivery of material at variable rates through the adjustable gate at the rear of the hopper body. The hillside divider improves material placement on the spinner for a more effective spread pattern.



MultiApplier Capacity	5FT Length		7FT Length	
	Imperial	Metric	Imperial	Metric
Bin 1	253 CU FT	7.16 CU M	195 CU FT	5.52 CU M
MultiApplier Bin	115 CU FT	3.25 CU M	161 CU FT	4.60 CU M
Total Capacity	368 CU FT	10.41 CU M	356 CU FT	10.12 CU M

### MULTIBIN™

Inserting the MultiBin will convert the spreader to 3 or 4 bins, which can be used independently or together for straight and variable rate applications. Sensors are located in all bins to warn when materials are low. The MultiBin also comes equipped with an upper and lower material divider which improves material placement on the spinner for a more effective spread pattern.



MultiBin Capacity	Imperial	Metric
Bin 1	195 CU FT	5.52 CU M
Bin 2	139 CU FT	3.94 CU M
MicroBin 3	23 CU FT	0.65 CU M
MicroBin 4	21 CU FT	0.59 CU M
Total Capacity	378 CU FT	10.70 CU M



# IT'S ALL ABOUT THE SPREAD PATTERN



Spread patterns are affected by a number of factors such as type of material being spread, spinner speed, condition of the spinner fins, driving centers, wind and humidity, and rate of material delivery. This makes it critical to perform a spread pattern test in order to make any necessary adjustments.

Spread pattern testing should be done prior to each spreading season, after any spreader maintenance, and periodically during the spreading season. Be sure you perform a spread pattern test for each product and application rate.

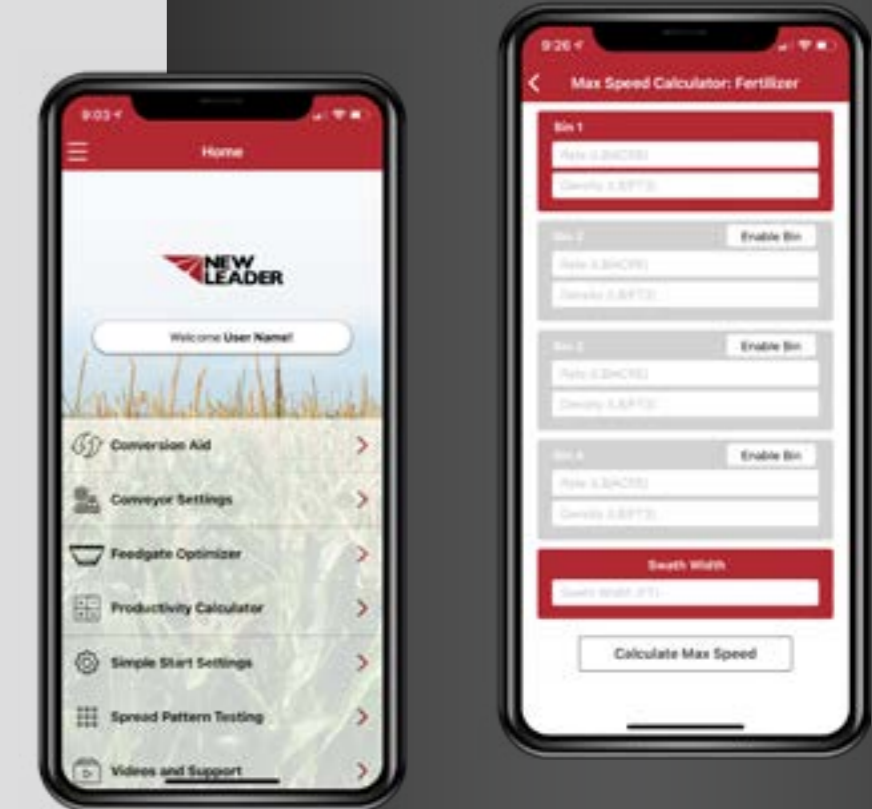
Our Spread Pattern Test Kit includes the collection trays, test tubes, funnel, rope with pre-determined distance markers, and a New Leader storage box.

# WORK SMARTER NOT HARDER

The New Leader Mobile app was designed for you, the operator. You put in endless hours and effort, it's time you let the technology do the work for you.

While you're in the field, make adjustments, calculations, access service videos, and more.

Available for iOS and Android devices. For more information visit [newleader.com/product/new-leader-app](http://newleader.com/product/new-leader-app).





# NO TIME FOR DOWNTIME

The difference between success and failure isn't only about the product itself, it's also the service that follows. In this business, it's expensive to have a machine not working when you are. Which is why it pays to choose New Leader spreaders. Backed by the highest quality service team in the industry so you can focus on what matters.

## **24-hours-a-day, 365-days-a-year support.**

Bottom line: we're always here. Our service and parts departments are ready to answer questions, troubleshoot, and assist in any way possible to minimize downtime and keep you going.



## **Held to a higher standard.**

New Leader thoroughly trains our dealer network through a Certified Technician program. This rigorous training and annual certification ensures our dealers are the best of the best.



## **We'll stand behind that.**

New Leader is proud to build the best equipment of crop nutrient applicators, which is why we're willing to stand behind our products with warranty protection. Through our exclusive OEM partnerships, our units are custom designed to work seamlessly with each chassis model to maximize reliability and service life.





---

[NEWLEADER.COM](http://NEWLEADER.COM)

Products and specifications subject to change without notice.  
Photos and illustrations may or may not include optional equipment  
New Leader® is a registered trademark of Highway Equipment Company.  
© 2023 New Leader Manufacturing.  
REV 03.2023

