

NL7



 **NEW  
LEADER**

[WWW.NEWLEADER.COM](http://WWW.NEWLEADER.COM)

**NL7 SERIES**  
WALK-AROUND GUIDE

# A **MACHINE** UNLIKE ANY OTHER

The New Leader NL7 is a high-precision, high-output, wide-spread, fertilizer-only spreader with low sensitivity to driving centers that is both user friendly and low maintenance. Built from 304 stainless steel to resist corrosion, the NL7 is engineered to stand up to the demands of modern agriculture.

## Key features of the NL7 include:

- A 120' spread width for a 33% productivity increase over previous designs
- Split conveyor paired with stacked spinner disc design facilitates a 25% increase in throughput while enhancing precision application
- With a fixed feedgate opening and updated conveyor system, product throughput becomes more consistent than ever
- New NLM control system with intuitive user interface with minimal button presses for field operation
- Low-maintenance design with tool-free components and zero grease points

## TABLE OF CONTENTS

OVERVIEW.....	2
SPECIFICATIONS.....	4
NEW NLM USER CONTROL SYSTEM ....	9
SPREAD PATTERN TESTING .....	10
GEAR CASE & MOTOR .....	10
NEW NLM CONTROL SYSTEM HYDRAULICS .....	11
SPINNER DISCS .....	12
SPINNER MOTOR .....	12
TOOL-FREE DESIGN .....	13
INSPECTION PLATFORM .....	13
INSPECTION LADDER & SCREENS ...	14
VALUE STATEMENTS .....	15



# Building The Best Since 1939.

New Leader Manufacturing is family owned and operated. Our business is built on honesty and integrity.

We have a passion for what we do, and we believe that we can make a better tomorrow by building the best today.

The leading brand of dry spinner spreader crop nutrient applicators, New Leader

equipment is used to spread fertilizer, lime, compost, and litter. We partner with leading manufacturers such as AGCO, CNH, John Deere, RBR, and more.



# LET'S TALK SPECS

## NL720 Dual Bin

Dual-Bin Capacity	Cu Ft (Cu M)
12' (3.66m) - Bin 1	183 (5.2)
12' (3.66m) - Bin 2	120 (3.4)
<b>12' (3.66m) - Total</b>	<b>303 (8.6)</b>
14' (4.26m) - Bin 1	218 (6.2)
14' (4.26m) - Bin 2	145 (4.1)
<b>14' (4.26m) - Total</b>	<b>363 (10.3)</b>
Estimated Weight	Lbs (kg)
12' (3.66m)	6,500 (2,948)
14' (4.26M)	6,800 (3,084)



### INCREASED ACRES PER HOUR

Our cutting edge design ensures maximum productivity. The twin discs spread more product in less time.

### 25% LESS TIME NEEDED

We understand that there is no time for downtime. Less time spent in the field allows you to focus your time and money elsewhere.



### LOWER LABOR COSTS

No grease points. Tool-free conveyor design. Maintenance-free stainless-steel bearings.

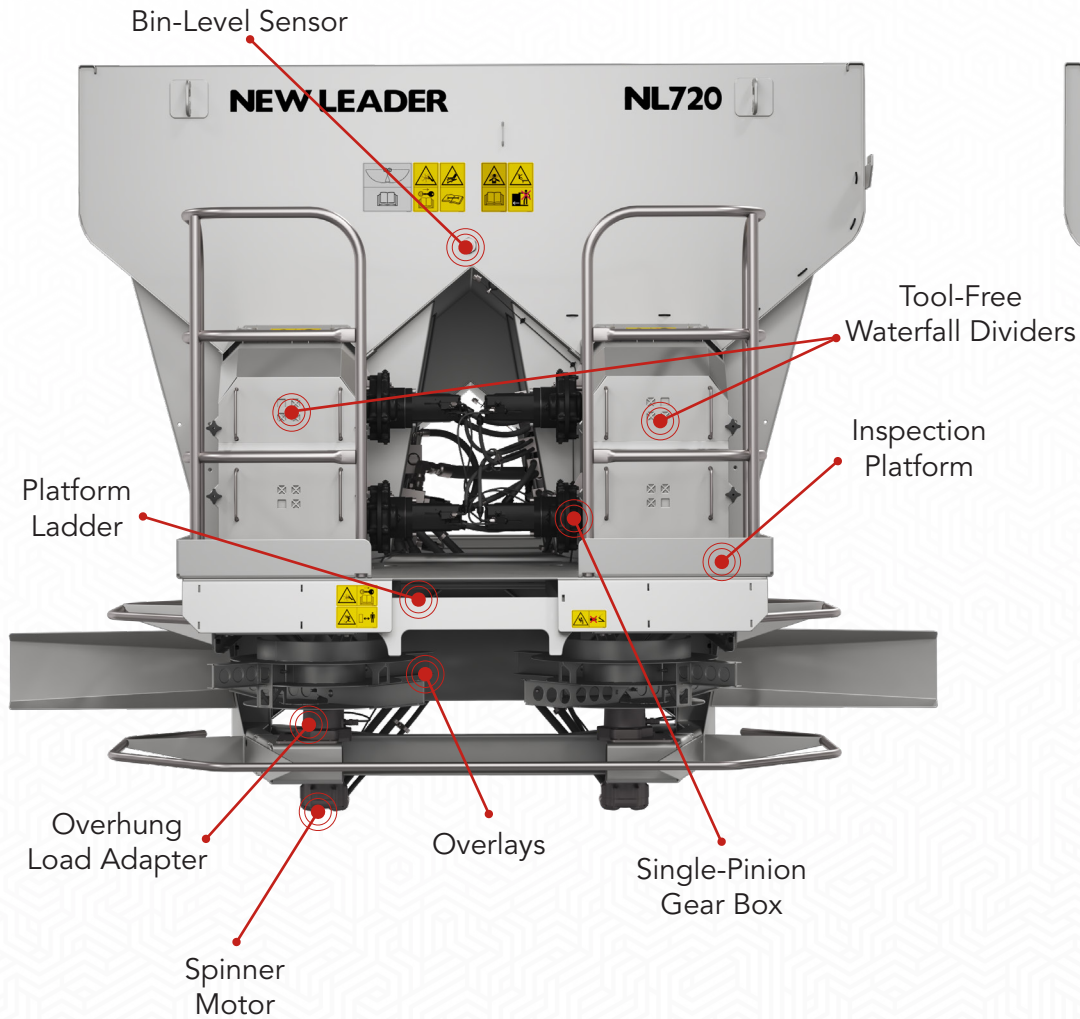
### LOWER FUEL COSTS

Spreading further, more accurately and faster means more money in your pocket.

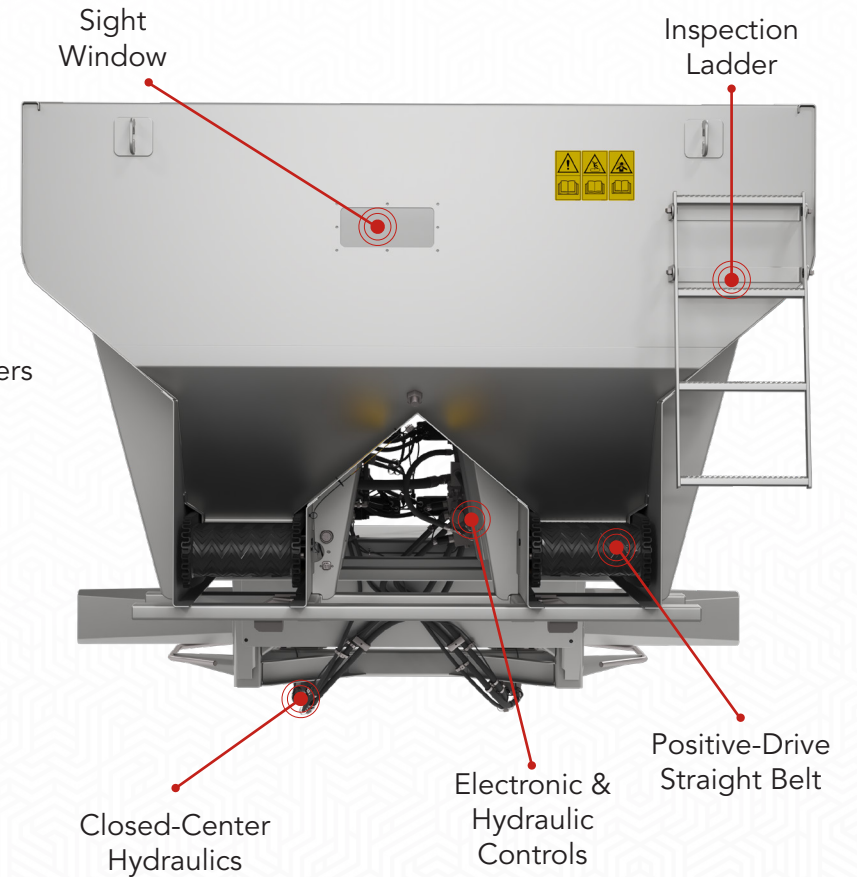


SPECIFICATIONS  
**NL720**

Rear View

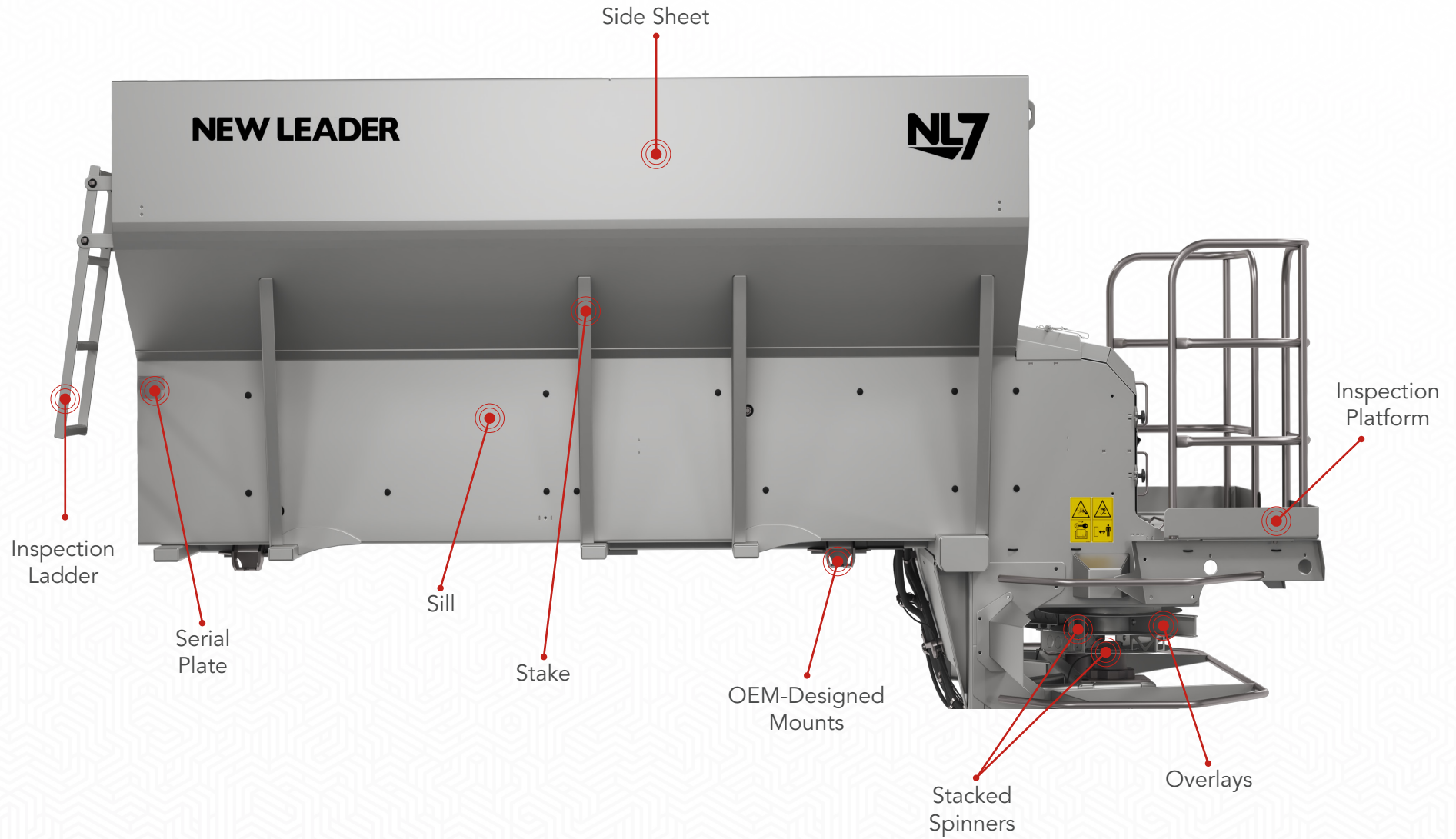


Front View



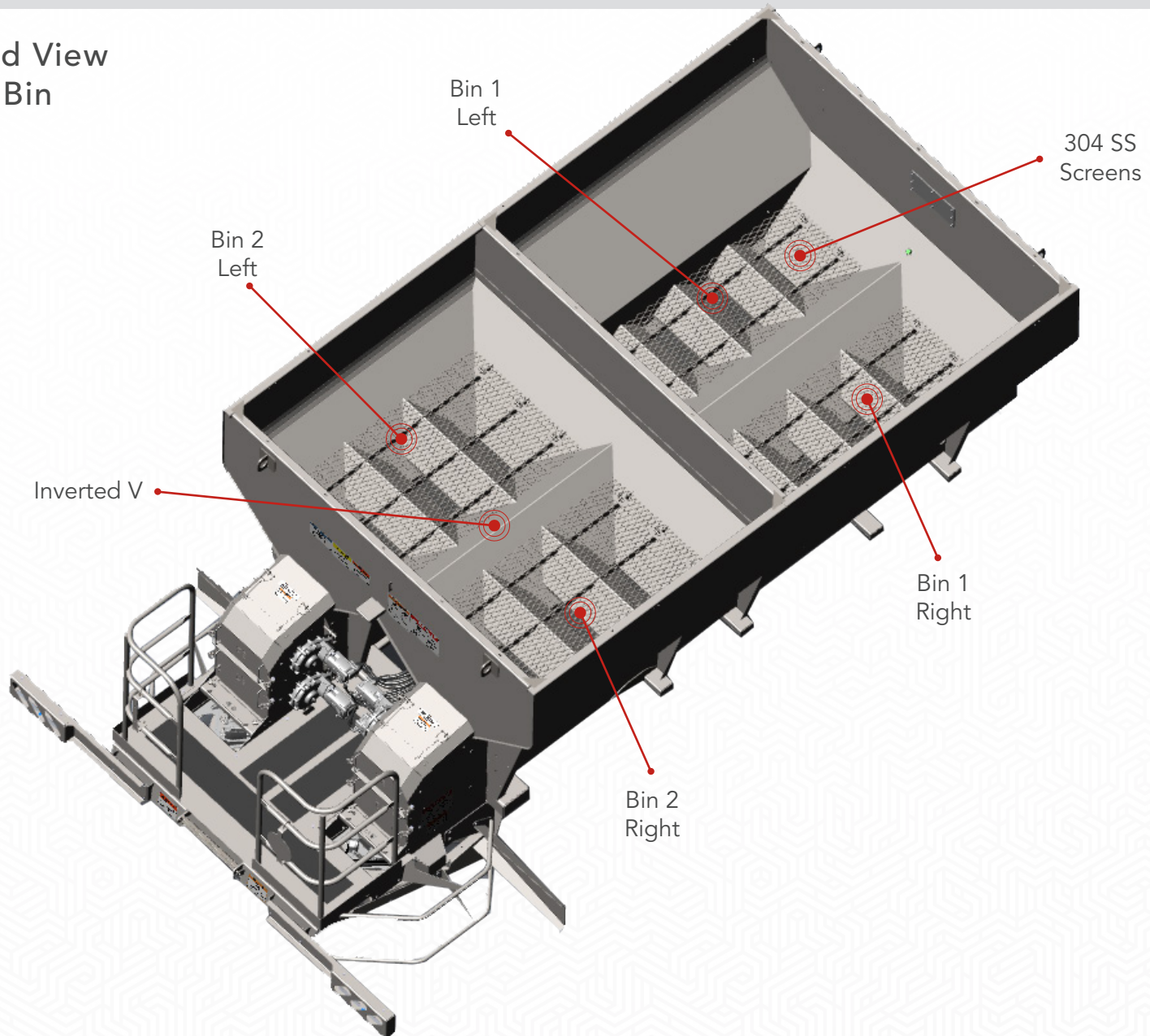
# NL720

## Left-Hand Side View



SPECIFICATIONS  
**NL720**

Overhead View  
Dual Bin



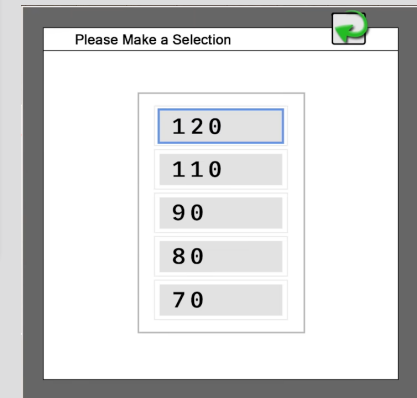
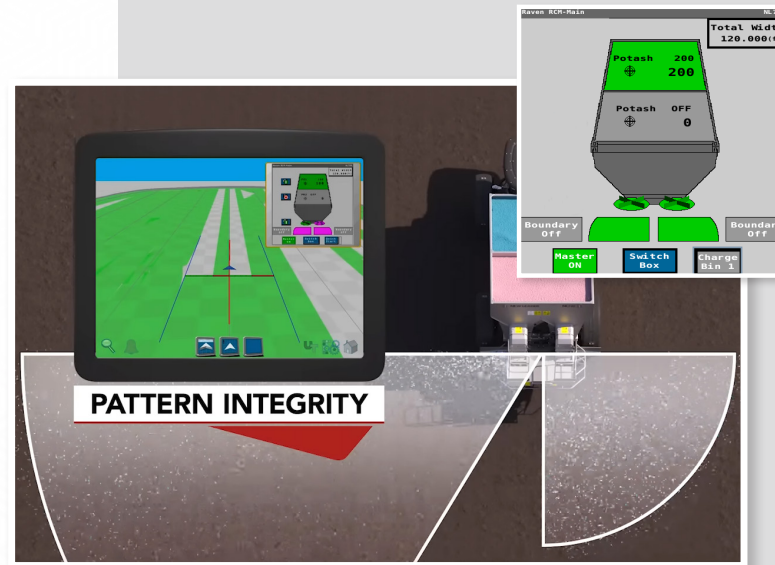


**THE NEW LEADER  
USER INTERFACE  
IS ALL ABOUT  
SIMPLICITY.**

## NEW NLM CONTROL SYSTEM ELECTRONICS

The NL7's electronic control system offers the following:

- Simplified Run Screen
- Intuitive User Interface with Minimal Button Presses for Field Operation
- User-Friendly Design for Easy Operator Training
- Simple Bin Chaining Activation



### ON SCREEN WIDTH CHANGES

Width changes from 120', 110' to 90', 80' or 70'; chutes adjust while spinner speed remains the same


## INDEPENDENT IN-CAB CONTROL

The NL7 can not only spread farther and cover more ground, it's designed for precision application as well. It offers independent in-cab control of the left and right spinners and conveyors for a completely customizable spread pattern. Other features include:

- Onscreen Spread Width Changes from 120', 110' to 90', 80' or 70'; Chutes Adjust While Spinner Speed Remains the Same
- Pattern Control, Last Pass Control, and Half-Width Spreading
- Automated In-Field Pattern Control as Width or Product Volume Change
- Boundary Spreading
- Variable Rate Application by section

### BOUNDARY SPREADING

NL7 spread-pattern control keeps fertilizer exactly where you want it—on the field—reducing waste and protecting surrounding areas.



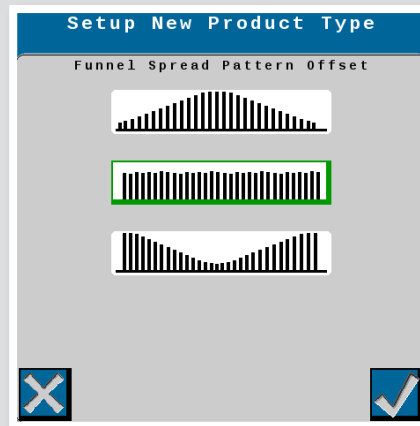
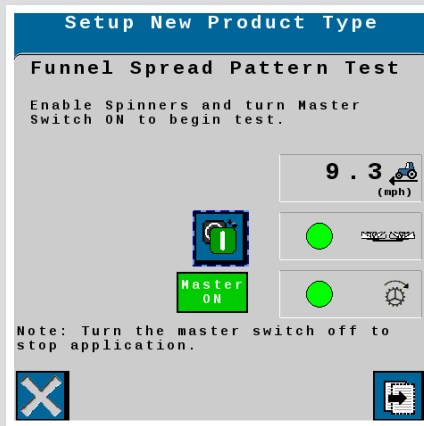
### SPREAD PATTERN TESTING

Set up is hassle free with a new spread pattern wizard, 3 pans and easy press of a button gets operators up and running in no time.

## EASY SPREAD PATTERN TESTING

Get out in the field faster with the easy-to-calibrate NL7. You'll save time, money, and energy with features like:

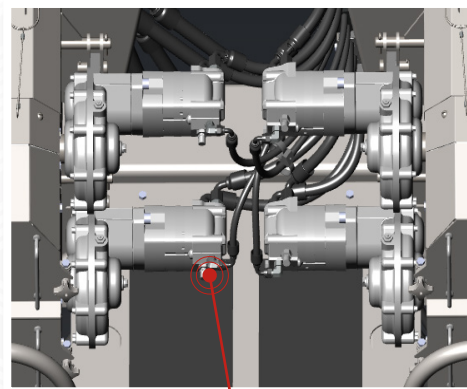
- Simple Spread Pattern Wizard with Three Pre-programmed Starting Points
- Three-Pan Spread Pattern Testing
- Fixed Feedgate for Consistent Throughput Across Product Types
- No Conveyor Calibration Needed with New Conveyor Design and Fixed Feedgate



## SINGLE-PINION GEAR CASE & MOTOR

The NL7's conveyor system features a single-pinion gear case, which offers:

- Integrated Rate Sensors
- Four Independent Gear Cases Precisely Control Low and High Rates



Rate Sensor



## NEW NLM CONTROL SYSTEM HYDRAULICS

The NL7's hydraulic control system offers the following:

- Simple, High-Efficiency Closed-Center Design
- Variable Displacement Load-Sense System
- PWM Control



Spinner Hydraulics



Conveyor Hydraulics


## POSITIVE-DRIVE STRAIGHT BELTS

This innovative new design provides serious reliability in the NL7. With the positive-drive straight belts, you can count on:

- No Slipping or Tracking
- Ribbed Edges Ensure Minimal Material Carryback
- Chevron Texture for Consistent Flow
- Continuous Belt Design
- Cartridge Design for Easy Removal
- Tensionless



Chevron Texture



Ribbed Belt Edges


Positive-Drive Design

Cartridge

## STACKED SPINNER DISCS

You'll get consistent results every time with the NL7 because of its disc design, which offers:

- A 25% Increase in Product Throughput
- Innovative Stacked Configuration
- Stacked Discs and Electric-Actuated Chutes Allow for Four Independently Controlled Patterns
- Corrosion-Resistant 304 Stainless Steel Construction



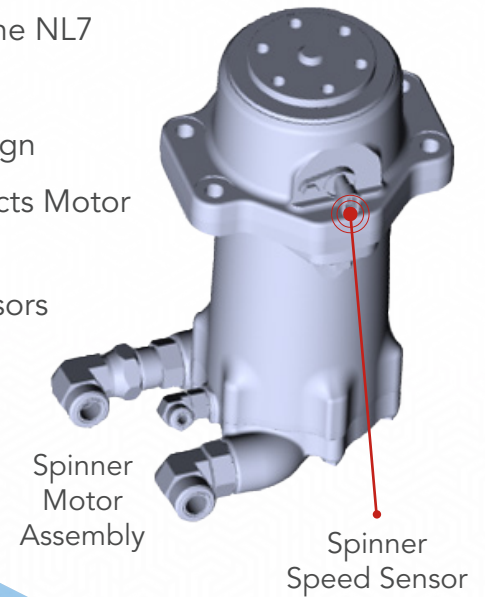
Lofted Lower Fin

Stacked Spinner Discs

## SPINNER MOTOR

The hydraulic spinner motor on the NL7 offers reliable performance with:

- 97% Volumetric Efficiency Design
- Overhung Load Adapter Protects Motor Shaft and Seal
- Integrated Spinner Speed Sensors



Spinner Motor Assembly

Spinner Speed Sensor



## TOOL-FREE DESIGN

When you're out in the field, you won't always have access to the right tools. The NL7 has been designed with this in mind, offering easy maintenance without the need for all your equipment, with features like:

- Tool-Free Waterfall, Chute and Actuator Removal
- Routine Inspection and Maintenance Made Easy

## INSPECTION PLATFORM

The NL7 features a safe and simple rear inspection platform, allowing you to keep the machine in excellent condition with:


- Pull-Out Access Ladder
- Safety Railings
- Access to Waterfall Assemblies for Easy Inspection & Maintenance



## INSPECTION LADDER & SCREENS

The NL7's design features:

- 304 Stainless Steel Screens to Maintain Product Integrity and Catch Foreign Objects
- Safe and Convenient Inspection Ladder for Interior Visibility
- Inverted Vs Distribute Weight off Conveyor for Low-Pressure Start Ups



# VALUE STATEMENTS

## PRODUCTIVITY

- Up to 120' spread pattern
- 33% more efficient high output design
- Uniformity of spread pattern
- 16-section pattern control
- Boundary and half-width spreading
- 25% increased throughput

## EASE OF USE

- Built-in spread pattern wizard for quick startups
- Ability to pattern test and set the machine using only 3 pans
- On-screen spread pattern changes from 120' to 110', 90', 80' or 70'
- Conveyor calibration is not required
- Updated easy-to-use in-cab user interface

## EASE OF MAINTENANCE

- Zero grease points
- Positive-drive belt design
- Tool-free components
- Easy-to-replace fin overlays
- 304 stainless steel bearings

“ One of the **most exciting** things is how **simple** it is to operate. ”



Go ahead, follow us.



# **NEW LEADER**

Manufactured by

**NEW LEADER MANUFACTURING**

1330 76th Avenue SW | Cedar Rapids, Iowa 52404

[information@newleader.com](mailto:information@newleader.com)

[www.newleader.com](http://www.newleader.com)

Ph. 800.363.8281

**Building the Best Since 1939**

